

# PG100 PADDLE GATES



Our innovative paddle leafed gates type **PG100** provide high pedestrian throughput but in an elegant, sophisticated and discreet manner, essential for today's corporate environment.

When installed in conjunction with any access control system, the gates provide a medium level entrance controlled solution.


## Safety

- Dynamic, electronic user protection;
- Power loss - the obstacles automatically open;
- Fire alarm input - opens gates when activated;
- Optional photo-cells for additional safety detection.

## Security

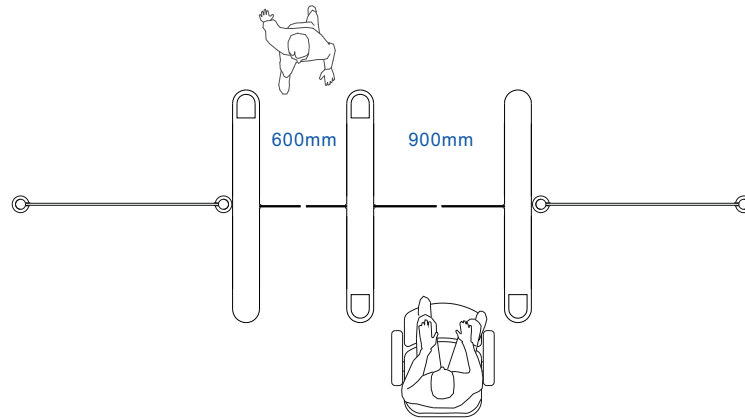
- Extra detection sensors for increased detection of tailgating and unauthorised use;

**“Evolving the way you manage your pedestrian access.”**



# Evolve Security Products Limited

## PG100 - CONFIGURATION EXAMPLES



## TECHNICAL SPECIFICATION

### Material

Cabinet : AISI#304

Light : Green/White

Obstacle : Plexiglass/Tempered glass

Internal metalwork : Galvanized iron

### Operating parameters

Power : AC110V-220V 120W

Operating temperature : 0 ~ 60°C

Environment : Internal

Operating humidity : 0 ~ 95% (No condensation).

Storage temperature : -5~50°C

Run Power : DC24V

Operating power : Standby5W Usually35W Peak40W

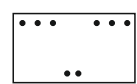
Average life span : Not less than 5 million cycles.

## USER TYPES

Pedestrian

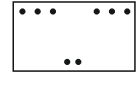


sensor conditions



8

Backpack



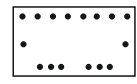
8

Baggage



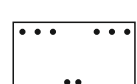
8

used with wide channel



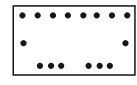
16

Disabled person



8

used with wide channel



16



Supported



Warning



Not Supported

## MARKET SECTORS

- Government agencies,
- Retail, Financial services,
- Communications, Banking
- Information technology,
- Publishing, Leisure clubs,
- Petrochemical industry,
- Education sector.

## PRECAUTIONS FOR USE

- For safety reasons, children (user smaller than 1 m tall) must be supervised by an adult at all times when in the vicinity of the unit and during passage through the lane.
- A child must precede the accompanying adult when passage is required.
- If consistent use by children is anticipated, Evolve recommends the use of addition child protect sensors.