

PG301

DATA SHEET

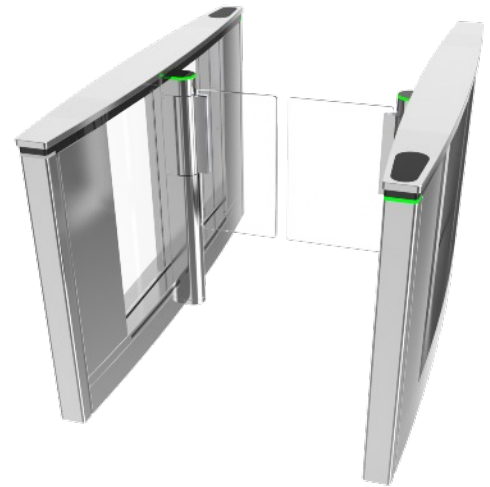
DESCRIPTION

The PG301 is a double leaf obstacle gate with a 900 mm wide walkway which can be used in conjunction with the PG300, PG302 and PG303.


It provides safe, high speed, bi-directional pedestrian throughput, with an elegant and sophisticated look, essential for today's corporate environment.

Standard Feature include:-

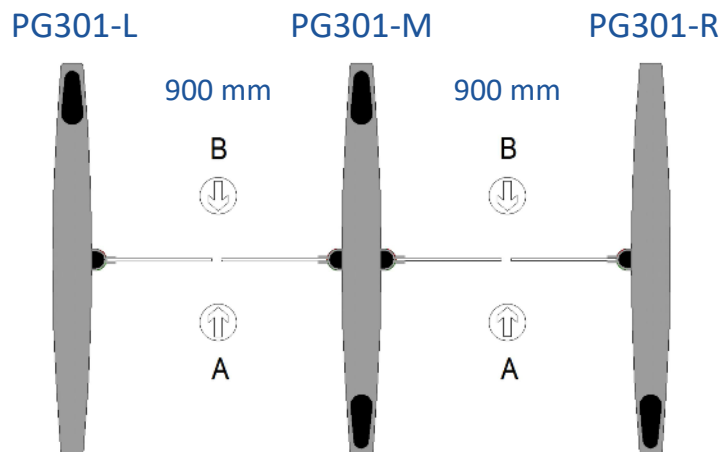
1. Cabinet frame: Steel frame with RoHS anti-corrosion zinc plating treatment.
2. Cabinet outer: Brushed AISI 304L stainless steel, 220g.
3. Detection photocells: 16 transmit reflect cells, 8 high level and 8 low level.
4. Main column: Containing the DC motor and gearbox, a geared electromagnetic brake for locking the obstacles in the event of forced entry
5. Obstacle: Clear plexiglass, 900 mm high, 10 mm thick



6. Open Commands: Normally open volt free contacts, closing for not more than 1 second.
7. Hold open: Normally open volt free contacts, closing for more than 3 second.
8. Fire Input: Normally open volt free contacts, closing for more than 3 second.
9. Outputs: Three transistor outputs, two for passage complete or counters and one for fraud alarms.
10. Output: RS232 protocol.
11. Orientation and function pictograms: Indicating fraud, lane and passage status to the user.
12. Side access panel: Housing, TD controller, PSU and isolation switch.
13. Side walls: Clear 10 mm toughened glass.



CABINET TYPES




PG301-L = Slave cabinet.
 PG301-M = Master and Slave Cabinet.
 PG301-R = Master Cabinet.

USER TYPES

Safe	Caution	Caution	Caution	Caution	Caution	Danger

Danger	Danger	Danger	Danger	Danger	Danger	Use PG303

If regular use by user types with the risk clarification of caution or danger is anticipated, than we recommend that optional extra photocells are fitted and all parameters are set to the optimum level of protection.



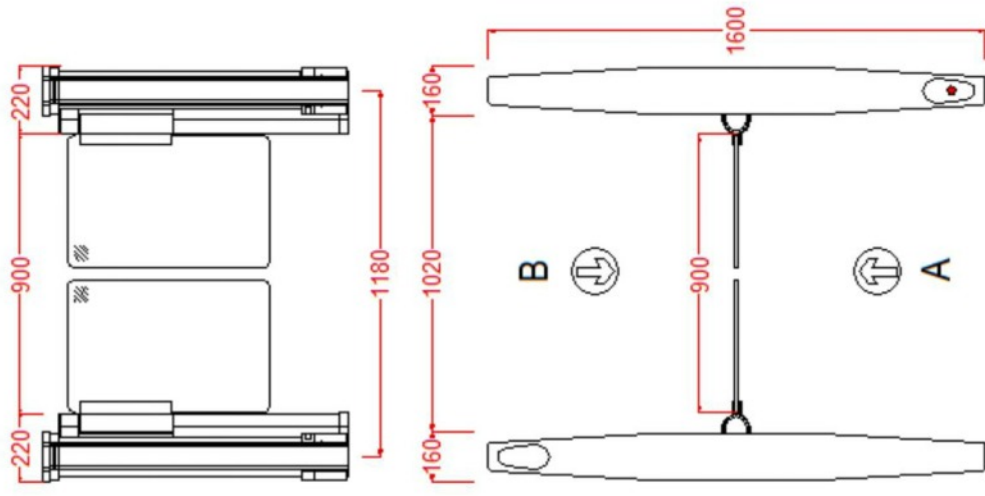
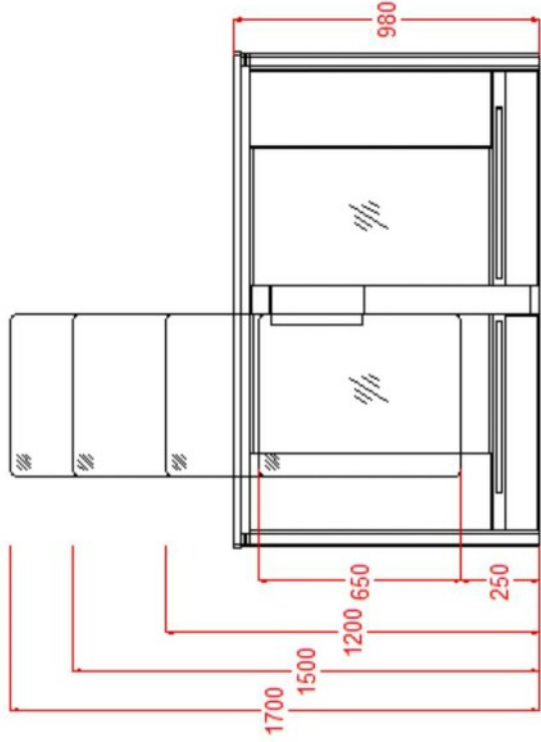
TECHNICAL CHARACTERISTICS

Electrical supply	Single phase 110-240 Vac (+/-10%), 180W 50/60 Hz + Ground
Power consumption	Standby: 5W Cycle: 35W Peak: 40W.
Motor and Gearbox	2 No. 24Vdc motors with planetary gearbox's.
Min opening or closing times	0,5s (Depending on the access control system reactivity and the speed of users)
Ambient operating Temperature	0°C +60°C.
Ambient relative humidity in operation	5%-95%, no condensation
MCBF	5 Million cycles between failures, with recommended maintenance.
Sound level	55 dB from 1m away.
Weight	62 kg (per left/right unit) 91 kg (per intermediate unit).
Warranty	12 months from date of supply - manufactures 24 to 48 months extended parts warranty available at time of purchase, subject to our general terms & conditions of sale.
Conforms to European standards	

OPTIONS

- Obstacles made from 8 mm thick toughened glass;
- Plexiglass heights: 1200, 1500 mm;
- Toughened glass heights: 900, 1200, 1500 and 1700 mm;
- Bespoke plexiglass or toughened glass heights and widths;
- 4 additional safety and security detections photocells;
- Bespoke brackets for internal or external reader and lift displays integration ;
- Customised logo on obstacles self-adhesive or laser etched;
- Surface plinths for marble floors or under floor heating;
- Drilling templates;
- Numerous heat treated cabinet colours;
- Reception control consoles;

PG301 Dimensions

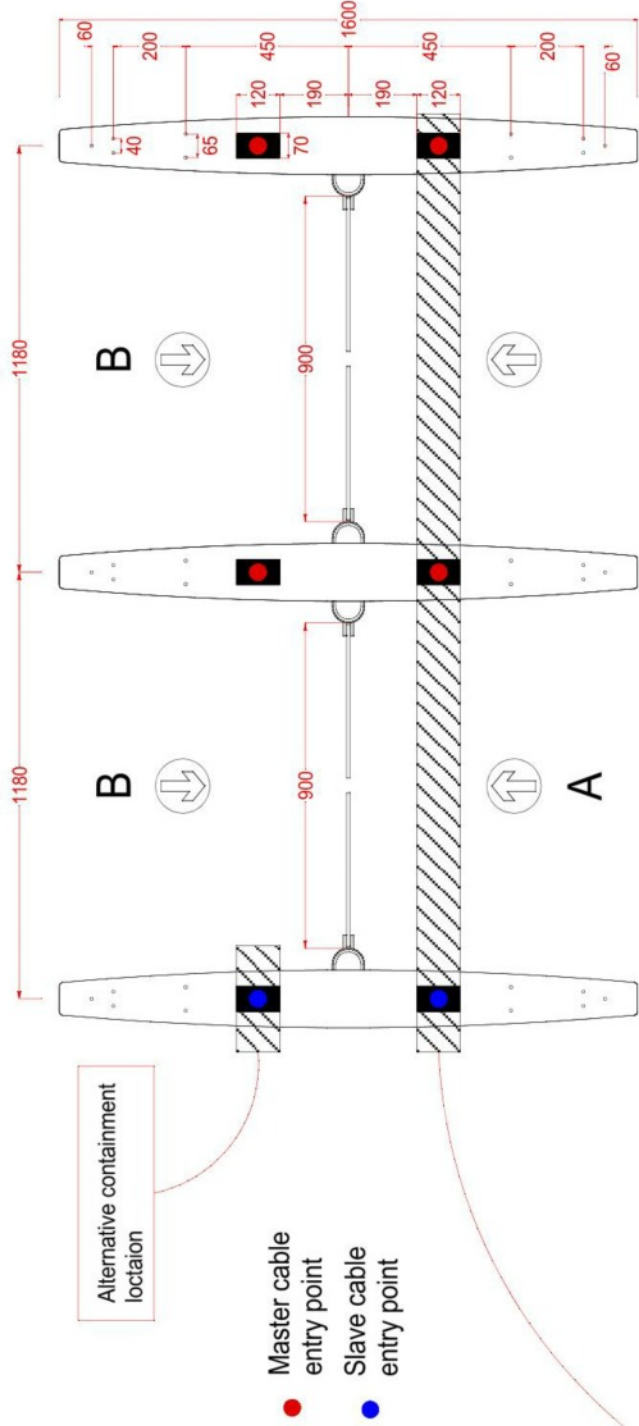


OBSTICAL	
Standard obstical = 900mm high plexiglass	
OPTIONS	
Plexiglas heights	8mm toughened glass heights
1200mm	1200mm
1500mm *	1500mm *
	1700mm *
* Not suitable with surface mount plinth	

- Standard Card Reader Location
- Gate Controller Location (TD)

- WORK BY OTHERS**
- Bolting the units to the floor.
 - Electrical supply.
 - Cabling between lanes, cable supplied by ESP
 - Cabling to any external peripherals.
 - Integration of any accessories.

Containment Recommendation - 08



RECOMMENDED CONTAINMENT SIZE AND CABLE REQUIREMENTS - leave all cables tails 3mts long.

ESP recommend using underfloor box trunking with a minimum of 3 separate compartments, each compartment should be at least 50x50.

Compartment A = Electrical supplies to each master unit. Single phase 3 x 2.5mm, 1.5 Amp (By others, unless requested at the tender stage).

Compartment B = Control Cables.

- Link cable supplied with the equipment. Link between each master and slave unit.
- 4mm earth cable to be supplied by others, Earth link between the last master and last slave unit.

Compartment C = Access control and optional desk top

- Optional desk top console, (by others, unless requested at tender stage). One cable to each master unit, recommend, 12core type 0.5YY cable.
- Access control and fire alarm to be specified by others.

Fire Alarm input = Separately feed, volt free, normal OPEN contact, is required for each master unit.

Access Control = Open Cmd's, separately feed to each master unit, volt free normal open contact, closing for less than 1 second is required for each direction of controlled travel.

DATE	21/01/17
DRAWN	A Brown
CHECKED	
APPROVED	
SCALE	

PART NAME	
PG30x Containment Recommendation - 08	

SHEET	8 OF 100
DWG	DRAWING No.
SIZE	PG30x-100-000a

REV	0
-----	---

HOW TO CONTACT US



North Branch

BFT Automation UK Ltd.

Units C2-C3,
The Embankment Business Park,
Vale Road, Heaton Mersey,
Stockport.
SK4 3GL

Telephone:

01614 560 456

Web:

www.bftautomationuk.com

South Branch

BFT Automation (South) Ltd.

Enterprise House,
Murdock Road,
Dorcan,
Swindon.
SN3 5HY

Telephone:

01488 674 750

Web:

www.bftautomationuk.com

Ireland Branch

BFT Automation Ltd.

Unit D3, City Link Business Park,
Old Ness Road,
Dublin 12.

Telephone:

+353 1 456 4711

Web:

www.bftautomationuk.com

ITAB Shop Products UK Ltd

CMB House, Sherbourne Drive,
Tilbrook,
Milton Keynes.
MK7 8BA

Telephone:

07773 790 238

Web:

www.itab.com

